




J. H. Maher

Advanced Tung Style Acupuncture Vol 2: Obstetrics & Gynecology



*To order click here/
zum Bestellen hier klicken*

by naturmed Fachbuchvertrieb

Aidenbachstr. 78, 81379 München

Tel.: + 49 89 7499-156, Fax: + 49 89 7499-157

Email: info@naturmed.de, Web: <http://www.naturmed.de>

Contents

Acknowledgements	vi
Foreword	vii
Introduction	ix
Table of Contents	xiv
Prof. Dr. Ching-Chang Tung	xix
Part I: Gynecology	
Section I: Menstrual Disorders	1
Section II: Disorders of the Reproductive Organs	107
Chapter 1: External Genitalia	107
Chapter 2: Uterus	143
Chapter 3: Fallopian Tubes and Ovaries	253
Chapter 4: Vaginal Discharge	305
Section III: Disorders of the Breast	339
Section IV: Climacterium and Menopause	381
Section V: Miscellaneous	391
Part II: Obstetrics	
Section I: Disorders of Pregnancy	445
Section II: Postpartum Disorders	487
Point Index	523
Bibliography	531

PART 1 GYNECOLOGY:

SECT. 1 Menstrual Disorders.

Amenorrhea (CKS-1)	1	Irregular Menstruation (CCC-3)	46
Amenorrhea (CKS-2)	2	Irregular Menstruation (CCC-4)	47
Amenorrhea (HPC)	4	Irregular Menstruation (CKS-1)	48
Amenorrhea (HCL)	5	Irregular Menstruation (CKS-2)	50
Amenorrhea (LCH)	5	Irregular Menstruation (HPC-1)	51
Amenorrhea (LKC)	6	Irregular Menstruation (HPC-2)	52
Dysmenorrhea (CCC-1; HCL)	7	Irregular Menstruation (HCL-1)	53
Dysmenorrhea (CCC-2)	8	Irregular Menstruation (HCL-2)	54
Dysmenorrhea (CCC-3)	9	Irregular Menstruation (HCL-3; LKC)	55
Dysmenorrhea (CCC-4)	10	Irregular Menstruation (HCL-4)	56
Dysmenorrhea (CKS-1)	11	Irregular Menstruation (HCL-5)	57
Dysmenorrhea (CKS-2)	12	Irregular Menstruation (LCH-1)	58
Dysmenorrhea (CKS-3)	14	Irregular Menstruation (LCH-2)	59
Dysmenorrhea (HPC-1)	16	Irregular Menstruation (LKC-1)	60
Dysmenorrhea (HPC-2)	17	Irregular Menstruation (LKC-2)	61
Dysmenorrhea (HCL-1)	18	Irregular Menstruation (LKC-3)	62
Dysmenorrhea (HCL-2; LKC)	19	Irregular Menstruation (LKC-4)	63
Dysmenorrhea (HCL-3)	20	Irregular Menstruation (LKC-5)	64
Dysmenorrhea (HCL-4)	21	Irregular Menstruation (LKC-6)	65
Dysmenorrhea (HCL-5; LKC)	22	Irregular Menstruation (HSH)	66
Dysmenorrhea (HCL-6)	23	Menstrual Acne (CKS)	68
Dysmenorrhea (LCH)	24	Menstrual Cervicalgia (CKS-1)	70
Dysmenorrhea (LKC-1)	25	Menstrual Cervicalgia (CKS-2)	72
Dysmenorrhea (LKC-2)	26	Menstrual Diarrhea (CKS)	74
Dysmenorrhea (LKC-3)	27	Menstrual Freckles (CKS)	76
Dysmenorrhea (LKC-4)	28	Menstrual Freckles (HSH)	78
Dysmenorrhea (LKC-5)	30	Menstrual Headache (CKS-1)	80
Dysmenorrhea (LKC-6)	30	Menstrual Headache (CKS-2)	81
Dysmenorrhea (LKC-7; HCL)	31	Menstrual Headache (CKS-3)	82
Dysmenorrhea (MC-1)	32	Menstrual Headache (HSH)	83
Dysmenorrhea (MC-2)	33	Menstrual Low Back Pain (CKS; HSH)	84
Hypermenorrhea (CKS-1)	34	Menstrual Low Back Pain (HPC)	86
Hypermenorrhea (CKS-2)	36	Menstrual Low Back Pain (LKC-1)	87
Hypermenorrhea (HCL-1)	37	Menstrual Low Back Pain (LKC-2)	88
Hypermenorrhea (HCL-2)	38	Menstrual Low Back Pain (LKC-3)	89
Hypermenorrhea (MC)	39	Menstrual Low Abdm. Heat/Distention (CKS)	90
Hypomenorrhea (CKS-1)	40	Menstrual Sacrococcygodynia (CKS)	91
Hypomenorrhea (CKS-2)	42	Menstrual Sciatica (HSH)	92
Hypomenorrhea (HCL-1)	43	Oligomenorrhea (MC)	93
Hypomenorrhea (HCL-2)	44	Premenstrual Breast Distention (CKS)	94
Irregular Menstruation (CCC-1)	45	Premenstrual Syndrome (CKS-1)	96
Irregular Menstruation (CCC-2)	45	Premenstrual Syndrome (CKS-2)	98
		Premenstrual Syndrome (MC)	100
		Prolonged Menstrual Cycle (CKS-1)	101
		Prolonged Menstrual Cycle (CKS-2)	102
		Regulate Menses (LCH)	103
		Vicarious Menstruation (CKS)	104

SECT. 2 Disorders Reproductive Organs.**Chapter 1 The External Genitalia:**

Flatus Vaginalis (CKS; HCL)	107
Intercourse Induced Vaginodynia (CKS)	108
Pudendal Swelling (CCC-1)	110
Pudendal Swelling (CCC-2)	110
Pudendal Swelling (HCL)	111
Pudendal Swelling (LCH)	111
Pudendal Swelling (LKC)	112
Pudendal Swelling (MC)	113
Pudendal Swelling and Pain (CKS)	114
Vaginal Cancer (CKS)	116
Vaginal Pruritus (CCC-1)	118
Vaginal Pruritus (CCC-2)	119
Vaginal Pruritus (CKS)	120
Vaginal Pruritus (HCL)	122
Vaginal Pruritus (LCH)	123
Vaginal Pruritus (LKC-1)	124
Vaginal Pruritus (LKC-2)	125
Vaginitis (CCC)	126
Vaginitis (CKS)	127
Vaginitis (HPC)	128
Vaginitis (HCL-1)	129
Vaginitis (HCL-2)	130
Vaginitis (LCH)	131
Vaginitis (MC)	132
Vaginitis (LKC)	134
Vaginodynia (CCC-1)	135
Vaginodynia (CCC-2)	136
Vaginodynia (LCH)	137
Vaginodynia (LKC-1)	138
Vaginodynia (LKC-2)	139
Venereal Disease (HCL) Not Specified	140
Vulvitis (MC)	142

Chapter 2 The Uterus:

Anteverted Uterus (CCC)	143
Anteverted Uterus (LCH)	143
Anteverted Uterus (CKS)	144
Anteverted Uterus (HCL; LKC)	145
Cervical Cancer (CKS)	146
Cervical Carcinoma (HPC)	148
Cervical Carcinoma of Uterus (HCL)	149
Cervical Dysplasia (CKS)	150
Cervical Dysplasia (HPC)	152
Cervical Dysplasia (HCL)	153

Cervicitis (CKS-1)	154
Cervicitis (CKS-2)	156
Diseases of Uterus – General (LKC)	157
Endometritis (CKS-1)	158
Endometritis (CKS-2)	160
Endometritis (MC)	162
Functional Uterine Bleeding (HPC)	163
Hysterlalia (CCC)	164
Hysterlalia (HCL)	165
Hysterlalia (LCH)	166
Hysterlalia (MC)	167
Intrauterine 'Heat' (CKS)	168
Intrauterine 'Heat' (CCC)	170
Low Back Pain – Cervical CA (HPC)	171
Low Back Pain – Uterine Leiomyoma (HPC)	172
Low Back Pain – Uterine Prolapse (HPC)	173
Metritis (CCC-1)	174
Metritis (CCC-2)	175
Metritis (HCL-1; CCC)	175
Metritis (HCL-2)	176
Metritis (HCL-3)	178
Metritis (HCL-4)	178
Metritis (HCL-5)	179
Metritis (HCL-6)	179
Metritis (HCL-7)	180
Metritis (HCL-8)	182
Metritis (LCH)	183
Metritis (LKC-1)	184
Metritis (LKC-2)	185
Metritis (LKC-3)	186
Metritis (LKC-4)	187
Metritis (LKC-5)	188
Metritis (LKC-6)	190
Metritis (LKC-7)	192
Metritis (LKC-8)	193
Metritis (MC)	194
Metrorrhagia (CCC)	196
Metrorrhagia (CKS)	197
Metrorrhagia (LCH)	198
Metrorrhagia (LKC)	199
Prolapse of the Uterus (CKS)	200
Retroverted Uterus (CCC)	202
Retroverted Uterus (CKS)	203
Retroverted Uterus (HCL)	204
Retroverted Uterus (LCH)	205
Retroverted Uterus (LKC)	206
Tumor of Uterine Cervix (LKC)	207
Uterine CA (MC-1)	208
Uterine CA (MC-2)	209

'Red-White' Vaginal Discharge (HCL-3;LKC)	323
'Red-White' Vaginal Discharge (LCH)	324
'Red-White Vaginal Discharge' (LKC-1)	326
'Red-White Vaginal Discharge' (LKC-2)	328
'Red-White Vaginal Discharge' (LKC-3)	329
'Red-White Vaginal Discharge' (LKC-4)	330
'Red-White Vaginal Discharge' (LKC-5;HCL)	331
'Red-White Vaginal Discharge' (LKC-6;HCL)	332
'Red-White Vaginal Discharge' (LKC-7)	333
'Red-White' Vaginal Discharge (MC)	334
Vaginal Discharge (HSH)	336

SECT. 3 Disorders of the Breast.

Breast Lump (LCH) (Non-specific)	339
Breast Neoplasm (MC) (Non-specific)	340
Carbuncle of the Breast (CCC)	341
Carbuncle of the Breast (HCL)	342
Carcinoma of the Breast (CKS)	344
Carcinoma of the Breast (HCL)	346
Carcinoma of the Breast (LKC)	348
Carcinoma of the Breast (LCH)	350
Fibrocystic Disease of the Breast (LCH)	351
Fibrocystic Disease of the Breast (CKS)	352
Fibrocystic Disease of the Breast (HCL)	354
Mamillitis (CCC)	356
Mamillitis (HCL-1)	357
Mamillitis (HCL-2)	358
Mamillitis (LKC-1)	360
Mamillitis (LKC-2)	361
Mamillitis (LKC-3)	362
Mastalgia (LKC-1)	363
Mastalgia (LKC-2)	364
Mastitis (CCC-1)	366
Mastitis (CCC-2)	367
Mastitis (HCL-1)	368
Mastitis (HCL-2)	370
Mastitis (HCL-3)	372
Mastitis (MC)	373
Mastocyst (CCC)	374
Mastocyst (LCH)	375
Nipple Adenoma (HCL)	376
Suppression of Lactation (CKS; LKC)	377
Mamillitis (CKS)	378

SECT. 4 Climacterium & Menopause.

Menopausal Syndrome (CKS) (General)	381
Migraine - Climacteric (CKS)	382
Palpitations - Climacteric (CKS)	384

'Stiff Neck' - Climacteric (CKS)	386
Postmenopausal Osteoporosis (Vrtbral)(CKS)	388
Emotional Concomitants - Menopause (CKS)	390

SECT. 5 Miscellaneous.

Abdominal Mass - Palpable: Colon CA (HPC)	391
Abdm. Mass - Palpable: Leiomyoma (HPC)	392
Abdm. Mass - Palpable: Ovarian CA (HPC)	393
Abdm. Mass - Palpable: Ovarian Cyst (HPC)	394
Acne (HPC)	395
Anemia (CKS-1) [General]	396
Anemia (CKS-2) [2 ^o to Menstruation]	397
Anemia (HSH-1)	398
Anemia (HSH-2)	400
Anemia (HSH-3)	401
Anorgasmia (CKS) [Kidney-Yang ² Vacuity]	402
Anorgasmia (LCH)	403
Bromidrosis (HPC)	404
Emaciation (HPC) [Abnrm. Elevated BMR]	405
Emaciation (HPC) [2 ^o to Disease Entity]	406
Endometriosis (HPC)	407
Enlarged Pores (CKS)	408
Erythema Nodosum (HPC)	410
Erythema: Palmar - 2 ^o Liver pathology (HPC)	411
Female 'Kidney-Depletion' (LKC-1)	412
Female 'Kidney-Depletion' (LKC-2)	413
Frigidity (CKS)	414
Frigidity (LCH)	416
Frigidity (LKC)	417
Furunculosis: Facial (HPC)	418
Hemangioma (HPC)	419
Hydroa (HPC)	420
Insomnia (HSH)	421
Lentigines (CKS) (Cosmetic induced lentigo)	422
Lentigines (HPC-1) ('Liver Spots')	424
Lentigines (HPC-2) ('Liver Spots')	425
Lentigines (LCH)	426
Low Back Pain - 2 ^o to Endometriosis (HPC)	427
Lupus Erythematosus (HPC)	428
Night Sweats (HPC)	429
Obesity: Morbid (HPC)	430
Obesity: Simple (HPC)	431
Purpura (HPC)	432
Rash: Drug/Allergic (HPC)	433
Thyroid Carcinoma (CKS)	434
Thyromegaly (CKS)	436
Thyromegaly (LCH)	438
Varicose Veins (CKS)	439

Amenorrhea (CKS-2)

1. DMG 88-07 'Upper Three Yellow', DMG 77-12 'Lower Three Emperors', Ling² Gu³, DMG 11-15 'Gynecology Three Needles', and DMG 88-10 'Three Sisters Three Needles' (CKS):

- DMG 88-07 'Upper Three Yellow':

- i. **Ming² Huang²**: This point is located at the exact center (proximal to distal) of the midline (coronal plane) on the medial aspect of the thigh. Needle 3.0 *cun*. {Superficially the Heart, mid-level the Liver, and deep the Kidney General Reaction Areas}
- ii. **Qi² Huang²**: This point is located 3.0 *cun* distal to Ming² Huang² on the midline (coronal plane) of the medial aspect of the thigh. Needle 3.0 *cun*. {Gall Bladder General and Liver Branch Reaction Areas}
- iii. **Tian¹ Huang²**: This point is located 3.0 *cun* proximal to Ming² Huang² on the midline (coronal plane) of the medial aspect of the thigh. Needle 3.0 *cun*. {Superficially the Heart, mid-level the Liver, and deep the Kidney General Reaction Areas}

- DMG 77-12 'Lower Three Emperors':

- i. **Tian¹ Huang²**: This point is located 1.0 *cun* distal to Sp-9^{WHO}, on the medial aspect of the proximal leg, between the medial border of the tibia and the medial head of the gastrocnemius muscle. Needle 0.5 to 1.5 *cun*. {Kidney, Six Bowels, and Heart Branch Reaction Areas}
- ii. **Ren² Huang²**: This point is located 3.5 *cun* proximal to the apex of (as viewed from posterior to anterior) the medial malleolus on the Foot Tai⁴ Yin¹ Spleen Channel; i.e., Ren² Huang² is located 0.5 *cun* proximal to Sp-6^{WHO}. Needle 0.6 to 1.5 *cun*. **CONTRAINDICATED IN PREGNANCY**. {Kidney Branch and Lung Branch Reaction Areas}
- iii. **Di⁴ Huang²**: This point is located 4.0 *cun* immediately proximal to Ren² Huang². Needle 1.0 to 2.0 *cun*. {Kidney Reaction Area} (Di⁴ Huang² is located 7.5 *cun* proximal to the apex of (as viewed from posterior to anterior) the medial malleolus.)

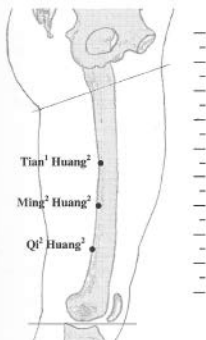
- **Ling² Gu³**: This point is located on the dorsum of the hand, immediately distal to the articulation of the bases of the 1st and 2nd metacarpal bones – have the patient make a loose fist to facilitate locating the point. Needle 1.0 to 2.0 *cun*; i.e., one may needle through to connect with Zhong⁴ Xian¹. **CONTRAINDICATED IN PREGNANCY**. {Lung Branch, Heart, and Kidney Reaction Areas}

- **DMG 11-15 'Gynecology Three Needles'**: These five points are uniformly located on the Ulnar Digit Line of the dorsal surface on the 1st phalanx of the thumb. Divide the proximal phalanx of the thumb along said line, from the dorsal metacarpophalangeal skin crease to the dorsal interphalangeal skin crease, into thirds; then, further divide each resultant third in half. This procedure sections the dorsal surface of the proximal phalanx of the thumb into sixths – commencing from the dorsal metacarpophalangeal skin crease and proceeding distally, each sixth represents one of the five points. Needle (select three of the five points) 0.2 to 0.3 *cun*. {Uterus and Six Bowels Reaction Areas}

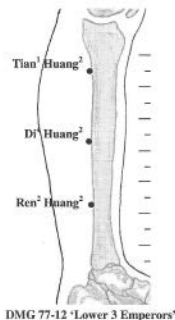
- **DMG 88-10 'Three Sisters Three Needles'**:

- i. **Jie³ Mei⁴ Yi¹**: This point is located by coursing 8 *cun* proximal to the superior edge of the patella and 1 *cun* medial to the median (midsagittal) plane of the anterior thigh. Needle 1.5 to 3.0 *cun*. {Six Bowels and Kidney Branch Reaction Areas}
- ii. **Jie³ Mei⁴ Er⁴**: This point is located 2.5 *cun* immediately superior to Jie³ Mei⁴ Yi¹ on the proximal aspect of the anterior thigh. Needle 1.5 to 3.0 *cun*. {Six Bowels and Kidney Branch Reaction Areas}

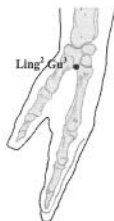
- iii. **Jie³ Mei⁴ San¹**: This point is located 2.5 *cun* immediately superior to Jie³ Mei⁴ Er⁴ on the proximal aspect of the anterior thigh. Needle 1.5 to 2.5 *cun*. {Six Bowels and Kidney Branch Reaction Areas}



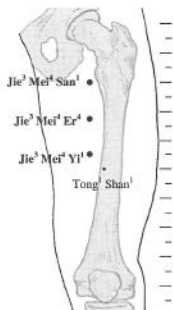
DMG 88-07 'Upper 3 Yellow'



DMG 77-12 'Lower 3 Emperors'



DMG 11-15 'Gynecology 3 Needles'

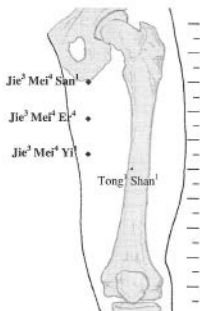


DMG 88-10 '3 Sisters 3 Needles'

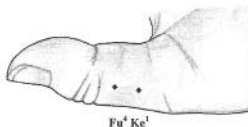
Amenorrhea (HPC)

1. DMG 88-10 'Three Sisters Three Needles' (Hu's) and Fu⁴ Ke¹ – treat every other day until the clinical picture improves (HPC):

- **DMG 88-10 'Three Sisters Three Needles' (Hu's):**
 - i. **Jie³ Mei⁴ Yi¹ (Hu's):** This point is found on the anteromedial thigh. It is located by coursing 1 *cun* proximal and 3 *cun* medial to Tong¹ Shan¹. Needle 1.5 to 2.5 *cun*. [Six Bowels and Kidney Branch Reaction Areas] (Tong¹ Shan¹ is found on the median plane of the anterior thigh, 7 *cun* proximal to the center of the superior edge of the patella. Therefore, Jie³ Mei⁴ Yi¹ (Hu's) is located 8 *cun* proximal and 3 *cun* medial to the center of the superior edge of the patella.)
 - ii. **Jie³ Mei⁴ Er⁴ (Hu's):** This point is located 2.5 *cun* immediately proximal to Jie³ Mei⁴ Yi¹ (Hu's). Needle 1.5 to 2.5 *cun*. [Six Bowels and Kidney Branch Reaction Areas]
 - iii. **Jie³ Mei⁴ San¹ (Hu's):** This point is located 2.5 *cun* immediately proximal to Jie³ Mei⁴ Er⁴ (Hu's). Needle 1.5 to 2.5 *cun*. [Six Bowels and Kidney Branch Reaction Areas]
- **Fu⁴ Ke¹:** This 2 point set is found on the dorsum of the proximal phalanx of the 1st digit (thumb) on the Ulnar Line; i.e., 0.3 *cun* ulnar to the Posterior Midsagittal Line of the thumb. Divide the proximal phalanx of the thumb, from the dorsal metacarpophalangeal skin crease to the dorsal interphalangeal skin crease along the Ulnar Line, into thirds – the proximal point is located at the demarcation of the 1st and 2nd thirds and the distal point is located at the demarcation of the 2nd and final thirds. Needle 0.2 to 0.3 *cun* – Dr. Hu advises that needling the RIGHT side is more effective than the LEFT. [Uterine Reaction Area]



DMG 88-10 '3 Sisters 3 Needles'



Menstrual Headache (HSH)

1. Si⁴ Hua¹ Shang⁴, Men² Jin¹, Ling² Gu³, and DMG 88-10 'Three Sisters Three Needles' (HSH):

- **Si⁴ Hua¹ Shang⁴:** This point is located 3 *cun* distal to the lateral 'eye of the knee', immediately lateral (closely adherent to) to the tibia. Needle 2 to 3 *cun*. {Six Bowels, Lung Branch, and Heart Branch Reaction Areas}
- **Men² Jin¹:** This point is located between the 2nd and 3rd metatarsal bones, immediately distal to the dorsal venous arch on the dorsum of the foot; i.e., the point is in a depression immediately distal to the articulation of the bases of the 2nd and 3rd metatarsals. Needle 0.5 *cun*. {Duodenum, Stomach Branch, and Uterus Reaction Areas}
- **Ling² Gu³:** This point is located on the dorsum of the hand, immediately distal to the articulation of the bases of the 1st and 2nd metacarpal bones – have the patient make a loose fist to facilitate locating the point. Needle 1.0 to 2.0 *cun*; i.e., one may needle through to connect with Zhong⁴ Xian¹. **CONTRAINDICATED IN PREGNANCY.** {Lung Branch, Heart, and Kidney Reaction Areas}
- **DMG 88-10 'Three Sisters Three Needles':**
 - i. **Jie³ Mei⁴ Yi¹:** This point lies 1 *cun* medial to the median plane (midsagittal plane) on the proximal aspect of the anterior thigh, 8 *cun* proximal to the level center of the superior edge of the patella. Needle 1.5 to 3.0 *cun*. {Six Bowel and Kidney Branch Reaction Areas} (Locate the point by coursing 8 *cun* proximal to the center of the superior edge of the patella, then medially 1 *cun*.)
 - ii. **Jie³ Mei⁴ Er⁴:** This point lies 2.5 *cun* immediately proximal to Jie³ Mei⁴ Yi¹. Needle 1.5 to 3.0 *cun*. {Six Bowel and Kidney Branch Reaction Areas} (Ergo, Jie³ Mei⁴ Er⁴ is found by coursing 10.5 *cun* proximal to the center of the superior edge of the patella, then medially 1 *cun*.)
 - iii. **Jie³ Mei⁴ San¹:** This point lies 2.5 *cun* immediately proximal to Jie³ Mei⁴ Er⁴. Needle 1.5 to 3.0 *cun*. {Six Bowel and Kidney Branch Reaction Areas} (Ergo, Jie³ Mei⁴ San¹ is found by coursing 13 *cun* proximal to the center of the superior edge of the patella, then medially 1 *cun*.)

2. 'Let' the affected region of the head (HSH):

